

Your Best SOC Design Foundry

Global Unichip Corp.

2007 Second Quarter Results Investor Conference

August 17, 2007



創意電子

GLOBAL UNICHIP CORP.

GLOBAL UNICHIP CORP.

www.globalunichip.com

Agenda

- Welcome
- 2007 2Q Financial Results
- Business Update
- Q&A



創意電子

GLOBAL UNICHIP CORP.

www.globalunichip.com

GUC Confidential & Proprietary

Copyright © 2007 All rights reserved

Your Best SOC Design Foundry

1

Safe Harbor Notice



- GUC's statements of its current expectations are forward-looking statements subject to significant risks and uncertainties and actual results may differ materially from those contained in the forward-looking statements.
- Except as required by law, we undertake no obligation to update any forward-looking statement, whether as a result of new information, future events, or otherwise.



創意電子

GLOBAL UNICHIP CORP. www.globalunichip.com

GUC Confidential & Proprietary

Copyright © 2007 All rights reserved

Your Best SOC Design Foundry

2

2Q'07 Result Highlights



Unit: NT\$M

	2Q'07	1Q'07	2Q'06
Net Sales	1,638	1,494	682
Net Income	145	187	12
EPS (NT\$)	1.32	1.71	0.13
<hr/>			
Total Assets	2,866	3,153	1,580
Total Liabilities	970	1,250	560
Total Shareholders' Equity	1,896	1,903	1,020
<hr/>			
ROE (%) (1)	7.64	10.36	1.19

(1) Quarterly net income divided by average equity



創意電子

GLOBAL UNICHIP CORP. www.globalunichip.com

GUC Confidential & Proprietary

Copyright © 2007 All rights reserved

Your Best SOC Design Foundry

3

Income Statement



Unit: NT\$M

	2Q'07	QoQ	1Q'07	2Q'06	YoY
Net Sales	1,638	10%	1,494	682	140%
NRE	278	8%	257	305	-9%
Turn Key	1,340	11%	1,210	346	287%
Others	20	-26%	27	31	-35%
Gross Margin	340	0%	340	151	125%
%	21%		23%	22%	
SG&A Exp	(69)	13%	(61)	(52)	33%
R&D Exp	(116)	16%	(100)	(90)	29%
Operating Income	155	-13%	179	9	1622%
%	10%		12%	1%	
Non-OP Income (Exp.)	(6)	-160%	10	3	-300%
Income Tax	(4)		(2)	0	
Net Income	145	-22%	187	12	1108%
%	9%		13%	2%	
EPS (NT\$)	1.32		1.71	0.13	



創意電子

GLOBAL UNICHIP CORP. www.globalunichip.com

GUC Confidential & Proprietary

Copyright © 2007 All rights reserved

Your Best SOC Design Foundry

4

Income Statement



Unit: NT\$M

	2004		2005		2006		1H 2007	
	Amount	%	Amount	%	Amount	%	Amount	%
Net Sales	1,006	10%*	1,591	58%*	3,359	111%*	3,133	164%*
NRE	410	41%	770	48%	922	28%	535	17%
Turn Key	497	49%	669	42%	2,288	68%	2,550	81%
Others	99	10%	152	10%	149	4%	48	2%
Gross Margin	294	29%	478	30%	780	23%	679	22%
SG&A Exp	(89)	-9%	(119)	-7%	(185)	-7%	(129)	-4%
R&D Exp	(198)	-19%	(295)	-19%	(375)	-11%	(216)	-7%
Operating Income	7	1%	64	4%	220	6%	334	11%
Non-OP Income	23	2%	26	2%	21	1%	4	0%
Tax Credit (Expense)	0	0%	17	1%	(4)	0%	(6)	0%
Net Income	30	3%	107	7%	237	7%	332	11%
EPS (NTD)	0.36		1.15		2.44		3.03	

* YoY revenue growth rate



創意電子

GLOBAL UNICHIP CORP. www.globalunichip.com

GUC Confidential & Proprietary

Copyright © 2007 All rights reserved

Your Best SOC Design Foundry

5



Business Update



創意電子

GLOBAL UNICHIP CORP. www.globalunichip.com

GUC Confidential & Proprietary

Copyright © 2007 All rights reserved

Your Best SOC Design Foundry

6



1H Review

- Turnkey volume continued to grow steadily in 1st half of 2007, mostly from existing products.
- Taped out 3 65nm customer products and 2 45nm test-chips.
- More and more 90nm/65nm designs are under engagement.
- Turnkey gross margin drop was due to ASP erosion.



創意電子

GLOBAL UNICHIP CORP. www.globalunichip.com

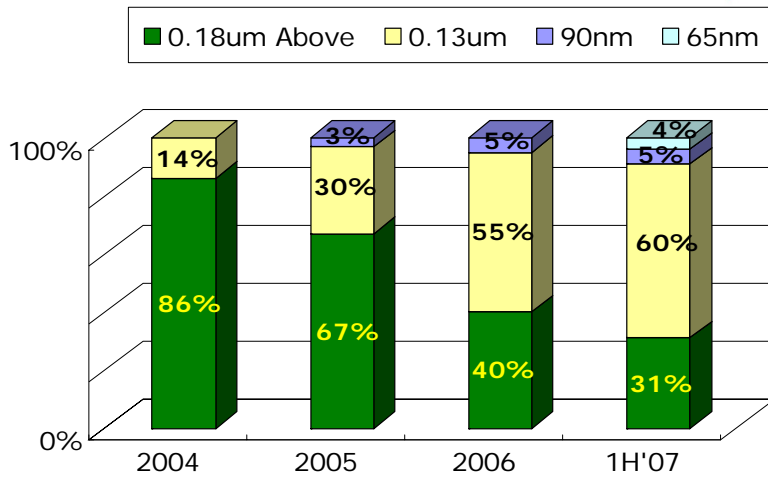
GUC Confidential & Proprietary

Copyright © 2007 All rights reserved

Your Best SOC Design Foundry

7

Sales Breakdown by Technology



創意電子

GLOBAL UNICHIP CORP. www.globalunichip.com

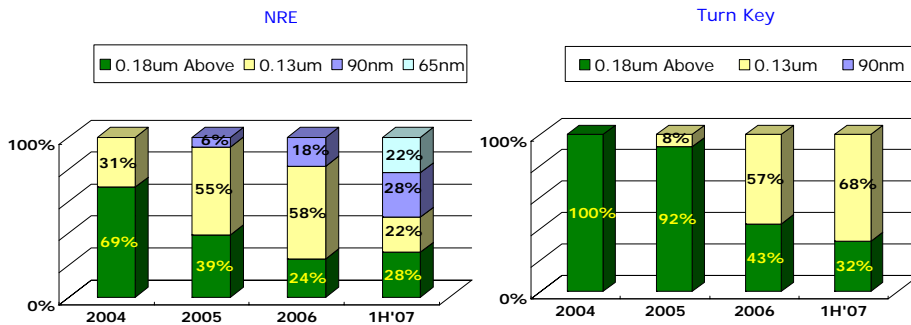
GUC Confidential & Proprietary

Copyright © 2007 All rights reserved

Your Best SOC Design Foundry

8

Sales Breakdown by Technology



創意電子

GLOBAL UNICHIP CORP. www.globalunichip.com

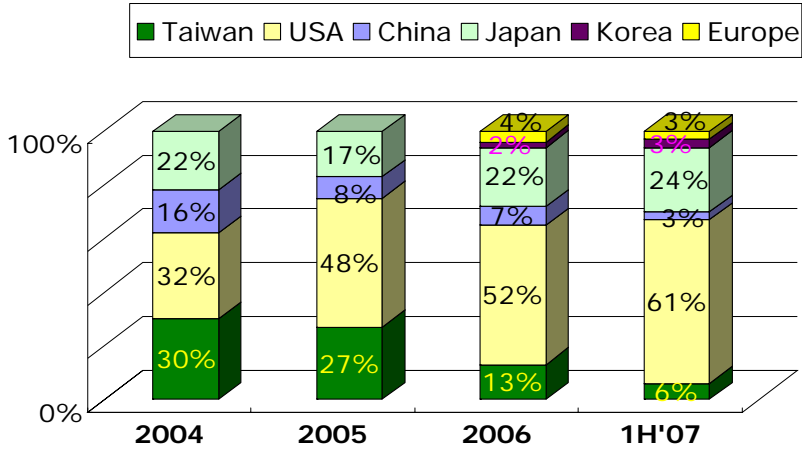
GUC Confidential & Proprietary

Copyright © 2007 All rights reserved

Your Best SOC Design Foundry

9

Sales Breakdown by Region



創意電子

GLOBAL UNICHIP CORP. www.globalunichip.com

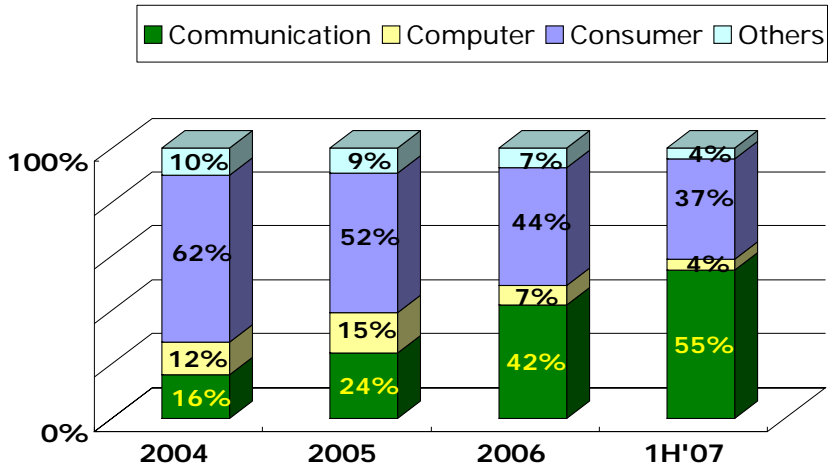
GUC Confidential & Proprietary

Copyright © 2007 All rights reserved

Your Best SOC Design Foundry

10

Sales Breakdown by Application



創意電子

GLOBAL UNICHIP CORP. www.globalunichip.com

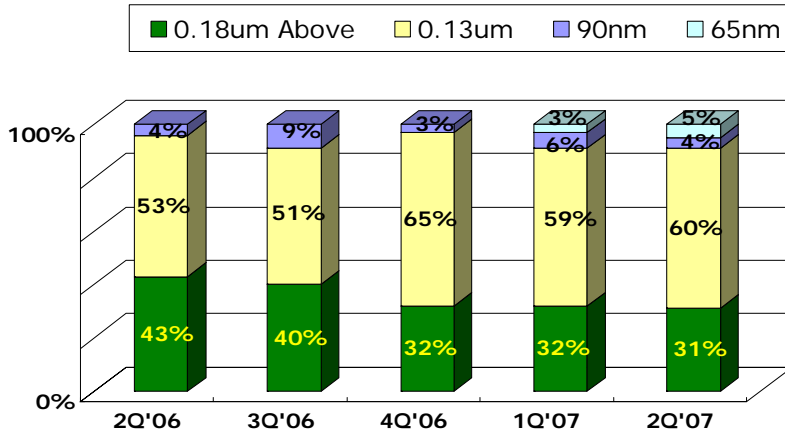
GUC Confidential & Proprietary

Copyright © 2007 All rights reserved

Your Best SOC Design Foundry

11

Sales Breakdown by Technology-5Q



創意電子

GLOBAL UNICHIP CORP. www.globalunichip.com

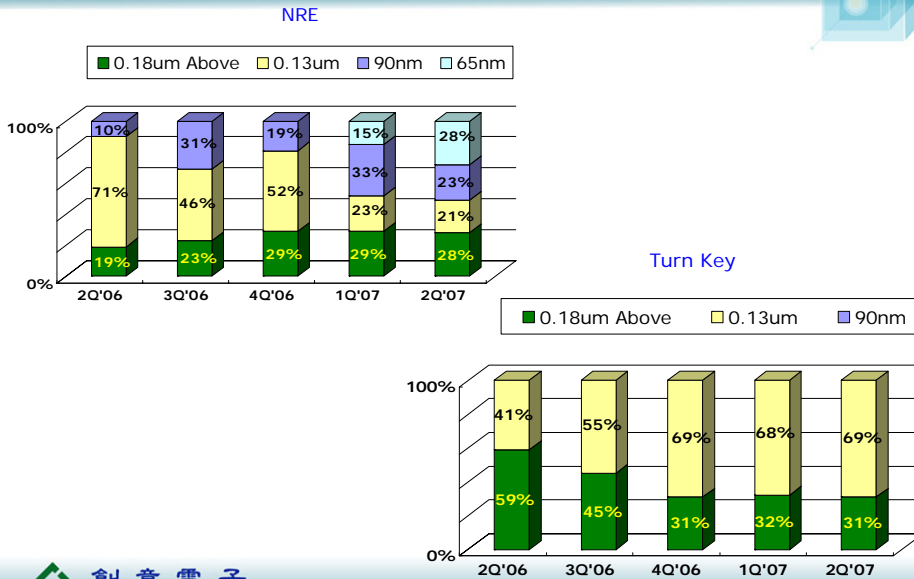
GUC Confidential & Proprietary

Copyright © 2007 All rights reserved

Your Best SOC Design Foundry

12

Sales Breakdown by Technology-5Q



創意電子

GLOBAL UNICHIP CORP. www.globalunichip.com

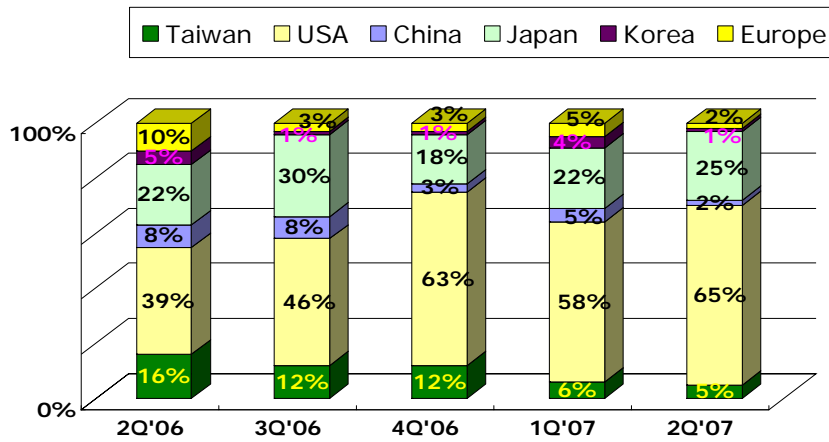
GUC Confidential & Proprietary

Copyright © 2007 All rights reserved

Your Best SOC Design Foundry

13

Sales Breakdown by Region-5Q



創意電子
GLOBAL UNICHIP CORP.

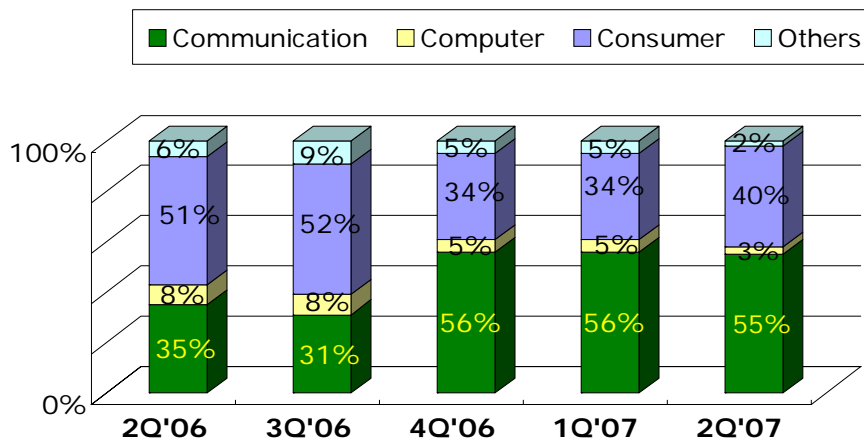
www.globalunichip.com
GUC Confidential & Proprietary

Your Best SOC Design Foundry

Copyright © 2007 All rights reserved

14

Sales Breakdown by Application-5Q



創意電子
GLOBAL UNICHIP CORP.

www.globalunichip.com
GUC Confidential & Proprietary

Your Best SOC Design Foundry

Copyright © 2007 All rights reserved

15

3Q Outlook



- 3Q'07 revenue is expected to increase slightly.
- Most existing production should continue throughout 2007, while clearer visibility still maintain within 3 months.
- 90nm turnkey production is expected to start in 3Q'07.
- Gross margin should be held stable while volume will continue to increase.



創意電子

GLOBAL UNICHIP CORP. www.globalunichip.com

GUC Confidential & Proprietary

Copyright © 2007 All rights reserved

Your Best SOC Design Foundry

16