

Your Best SOC Design Foundry

Global Unichip Corp.

Fourth Quarter & Fiscal Year 2008 Investor Conference

Feb. 12, 2009




Agenda



- **Welcome**
- **4Q'08 financial results**
- **Business update**
- **Q&A**

Safe Harbor Notice



- GUC's statements of its current expectations are forward-looking statements subject to significant risks and uncertainties and actual results may differ materially from those contained in the forward-looking statements.
- Except as required by law, we undertake no obligation to update any forward-looking statement, whether as a result of new information, future events, or otherwise.

4Q'08 Result Highlights



Unit: NT\$M

	4Q'08 w/ PSE (2)	4Q'08 w/o PSE (3)	3Q'08 w/ PSE (2)	4Q'07 (2)
Net Sales	2,291	2,291	2,522	2,034
Net Income	163	193	205	217
EPS (NT\$)	1.32	1.56	1.66	1.89
Total Assets	4,021	4,021	4,051	3,631
Total Liabilities	1,382	1,212	1,583	1,328
Total Shareholders' Equity	2,639	2,809	2,468	2,303
ROE (%) (1)	6.40	7.13	8.68	9.86

(1) Quarterly net income divided by average equity

(2) Reported number

(3) PSE: Employee Profit Sharing Expense

Income Statement

Unit: NT\$M

	4Q'08 w/ PSE (1)	3Q'08 w/ PSE (1)	QoQ	4Q'08 w/o PSE	4Q'07 (1)	YoY
Net Sales	2,291	2,522	-9%	2,291	2,034	13%
NRE	441	438	1%	441	334	32%
Turn Key	1,796	2,020	-11%	1,796	1,664	8%
Others	54	64	-16%	54	36	50%
Gross Margin	487	513	-5%	492	441	12%
%	21.3%	20.3%		21.5%	21.7%	
SG&A Exp	(135)	(118)	14%	(124)	(79)	57%
R&D Exp	(188)	(203)	-7%	(170)	(135)	26%
Operating Income	164	192	-15%	198	227	-13%
%	7.2%	7.6%		8.6%	11.2%	
Non-OP Income (Exp)	15	27		15	(9)	
Income Tax	(16)	(14)		(20)	(1)	
Net Income	163	205	-20%	193	217	-11%
%	7.1%	8.1%		8.4%	10.7%	
EPS (NT\$)	1.32	1.66		1.56	1.89	

(1) Reported number

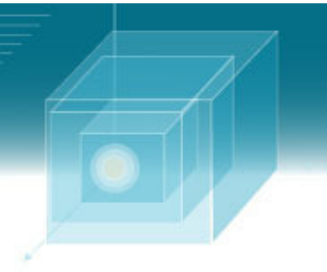
Income Statement

Unit: NT\$M

	2005		2006		2007		2008	
	Amount	%	Amount	%	Amount	%	Amount	%
Net Sales	1,591	58% *	3,359	111% *	6,989	108% *	9,282	33% *
NRE	770	48%	922	28%	1,086	15%	1,463	16%
Turn Key	669	42%	2,288	68%	5,784	83%	7,630	82%
Others	152	10%	149	4%	119	2%	189	2%
Gross Margin	478	30.0%	780	23.2%	1,480	21.2%	1,908	20.6%
SG&A Exp	(119)	-7%	(185)	-6%	(271)	-4%	(449)	-5%
R&D Exp	(295)	-19%	(375)	-11%	(474)	-7%	(722)	-8%
Operating Income	64	4.0%	220	6.0%	735	10.5%	737	7.9%
Non-OP Income	26	2%	21	1%	6	0%	68	1%
Tax Credit(Expense)	17	1%	(4)	0%	(8)	0%	(58)	-1%
Net Income	107	6.7%	237	7.1%	733	10.5%	747	8.0%
EPS (NT\$)							6.05	
EPS (NT\$) - w/o PSE	1.15		2.44		6.41		7.43	

* YoY revenue growth rate

Note: new employee profit sharing expenses implementation in 2008 only.



Business Update

4Q'08 Review

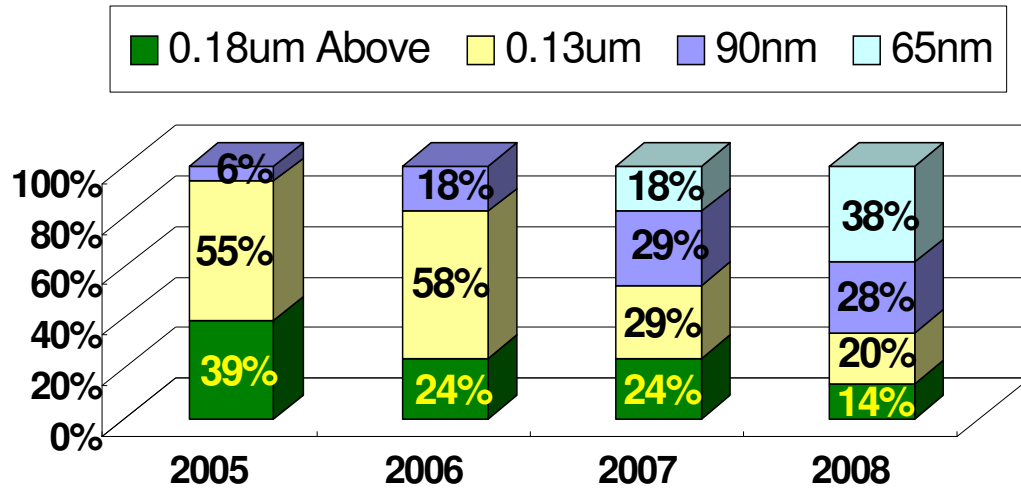


- 65nm NRE revenue grew 170% year-over-year.
- Taped out record-breaking number of projects in advanced technology (90nm * 5 & 65nm * 3).
- 90nm turnkey revenue grew 248% year-over-year.
- 90nm and 65nm revenues contributed greater than 20% of total sales in two consecutive quarters.
- We announced GP5000™ ARM-based SSD (Solid State Drive) development platform with multiple design-wins.

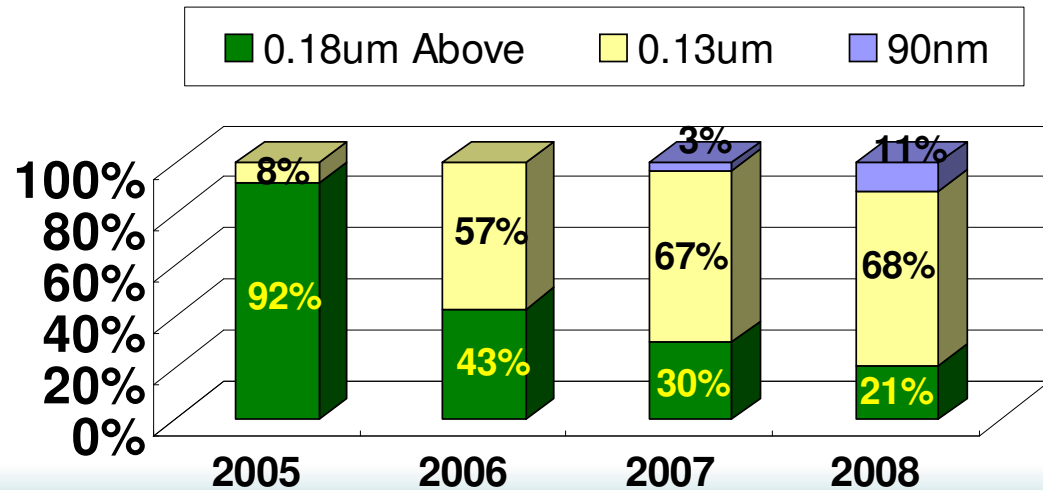
Sales Breakdown by Technology



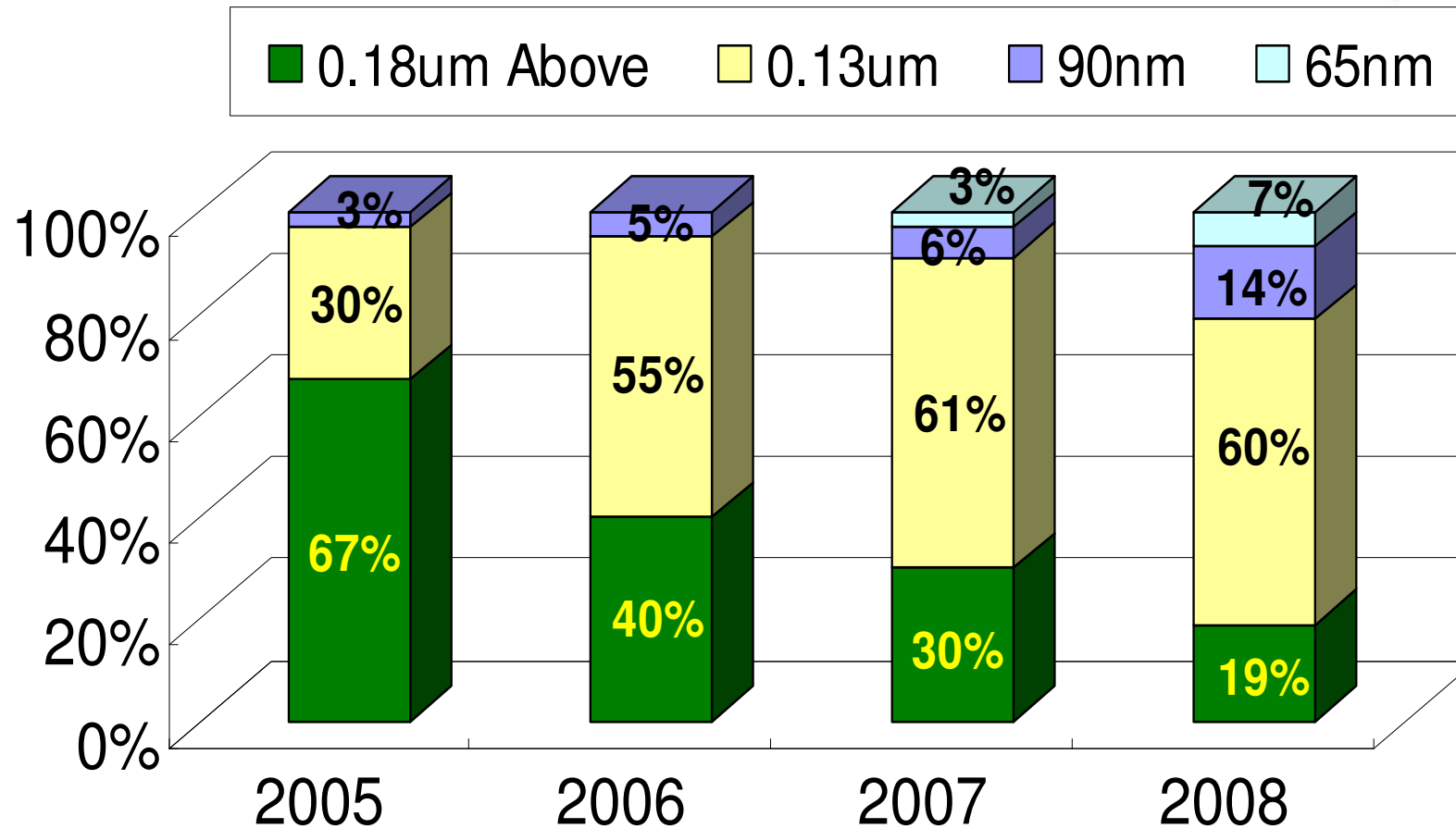
NRE



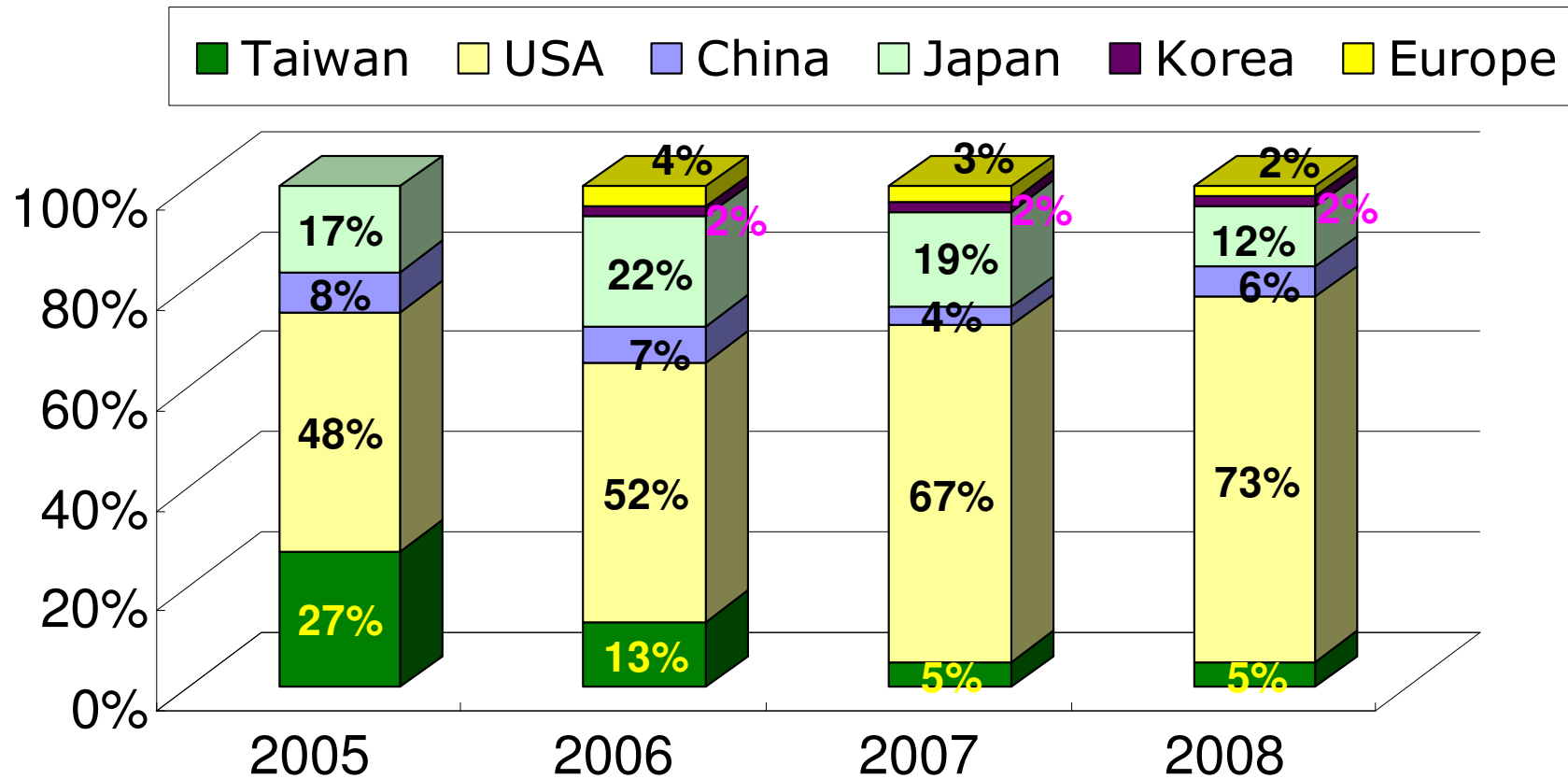
Turnkey



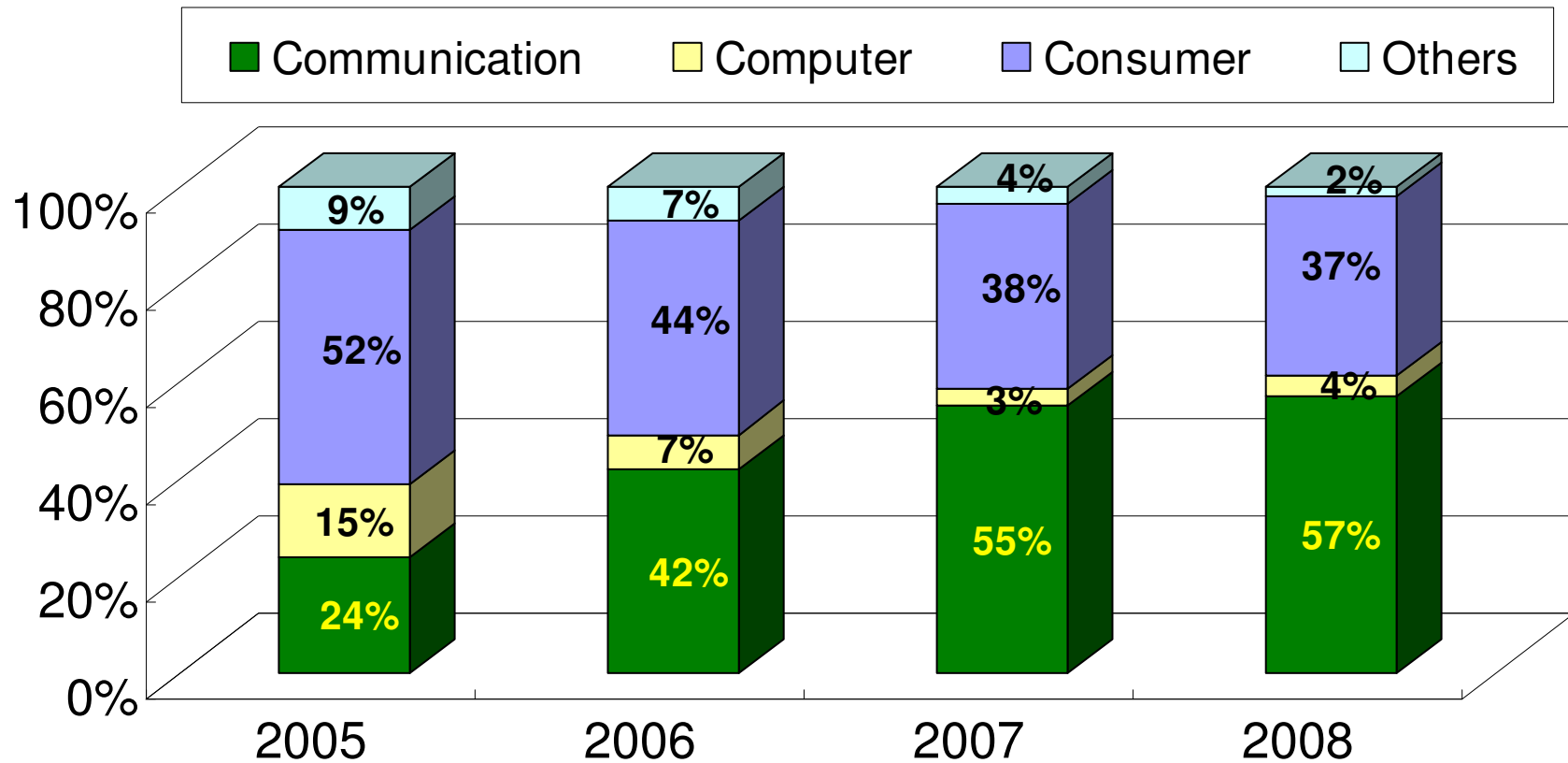
Sales Breakdown by Technology



Sales Breakdown by Region

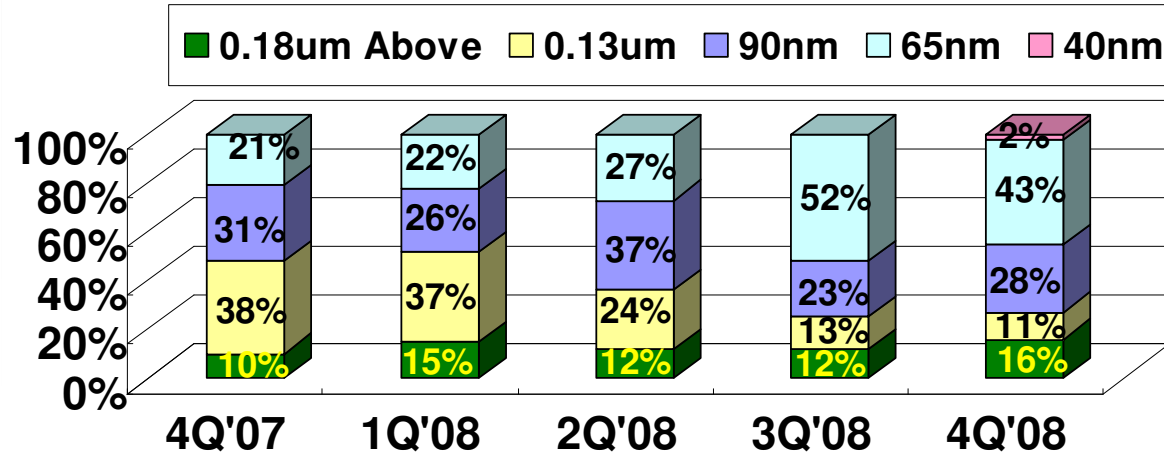


Sales Breakdown by Application

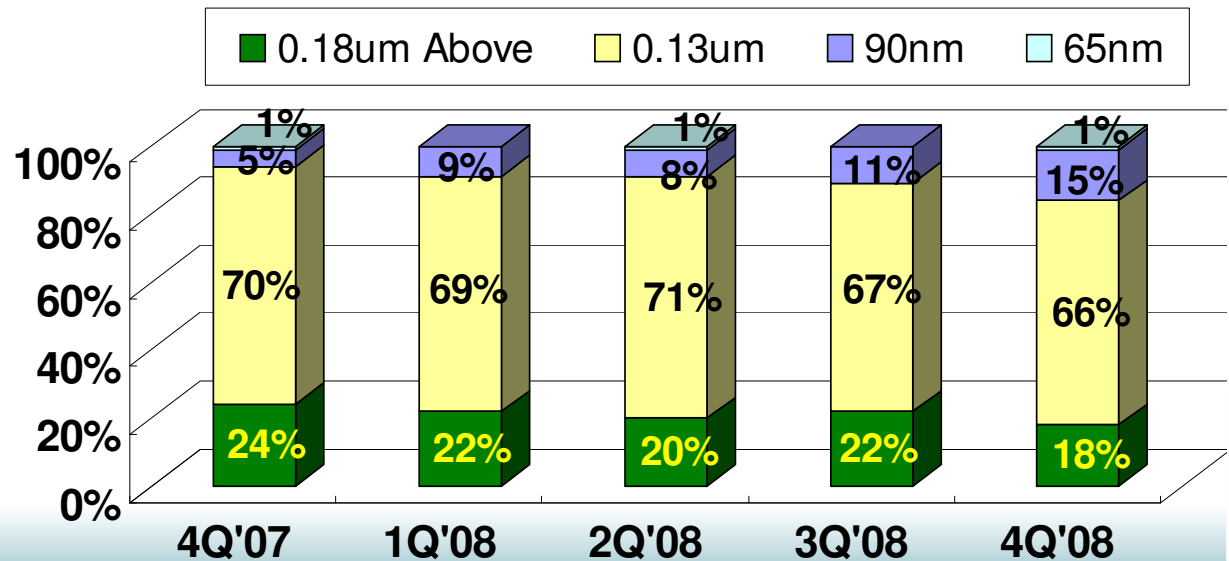


Sales Breakdown by Technology-5Q

NRE

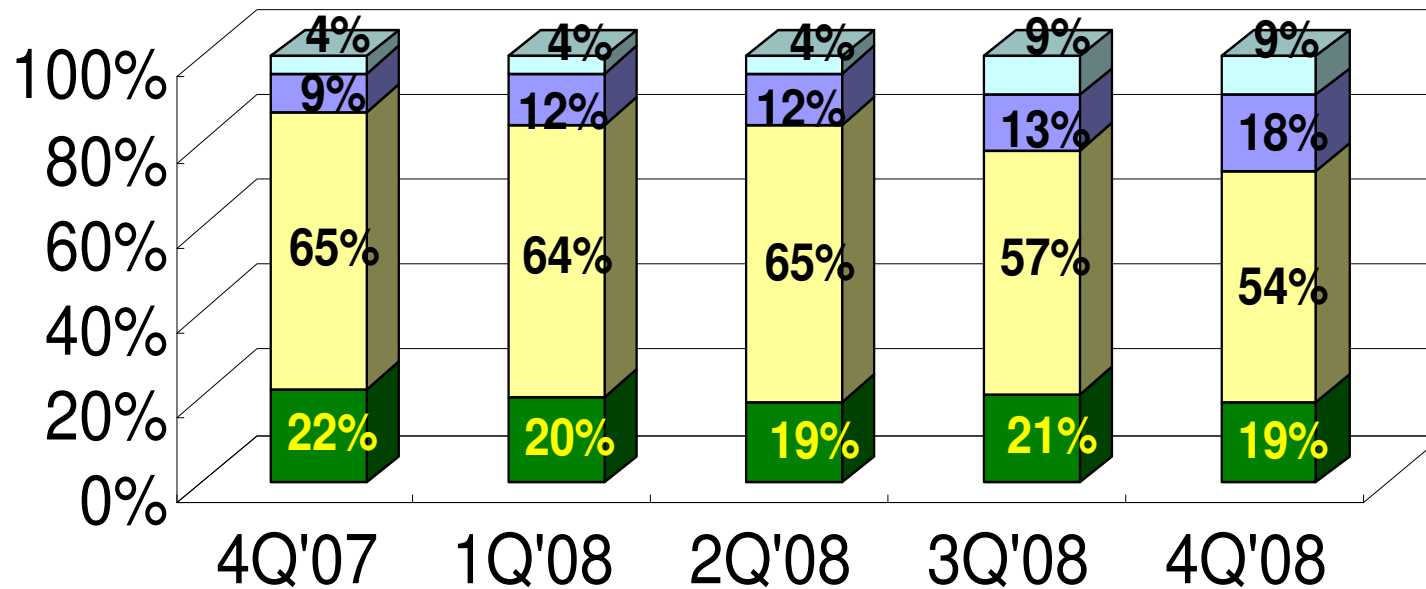


Turnkey



Sales Breakdown by Technology-5Q

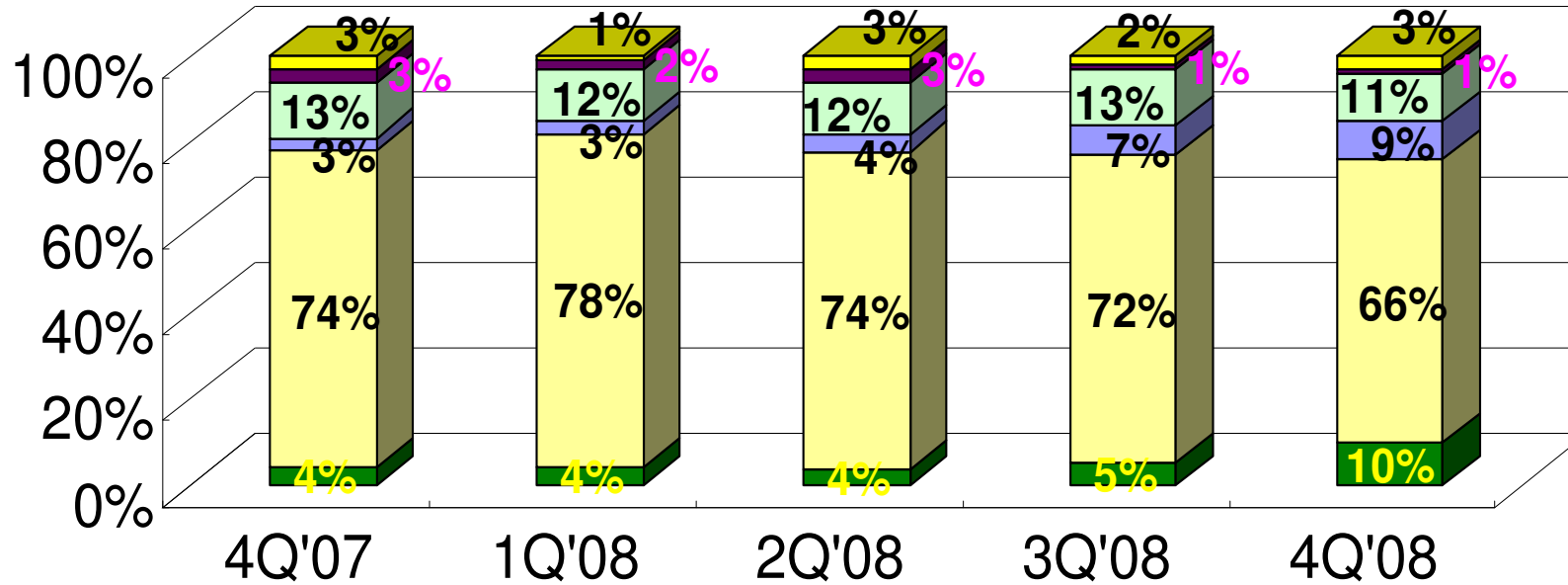
■ 0.18um Above ■ 0.13um ■ 90nm ■ 65nm



Sales Breakdown by Region-5Q



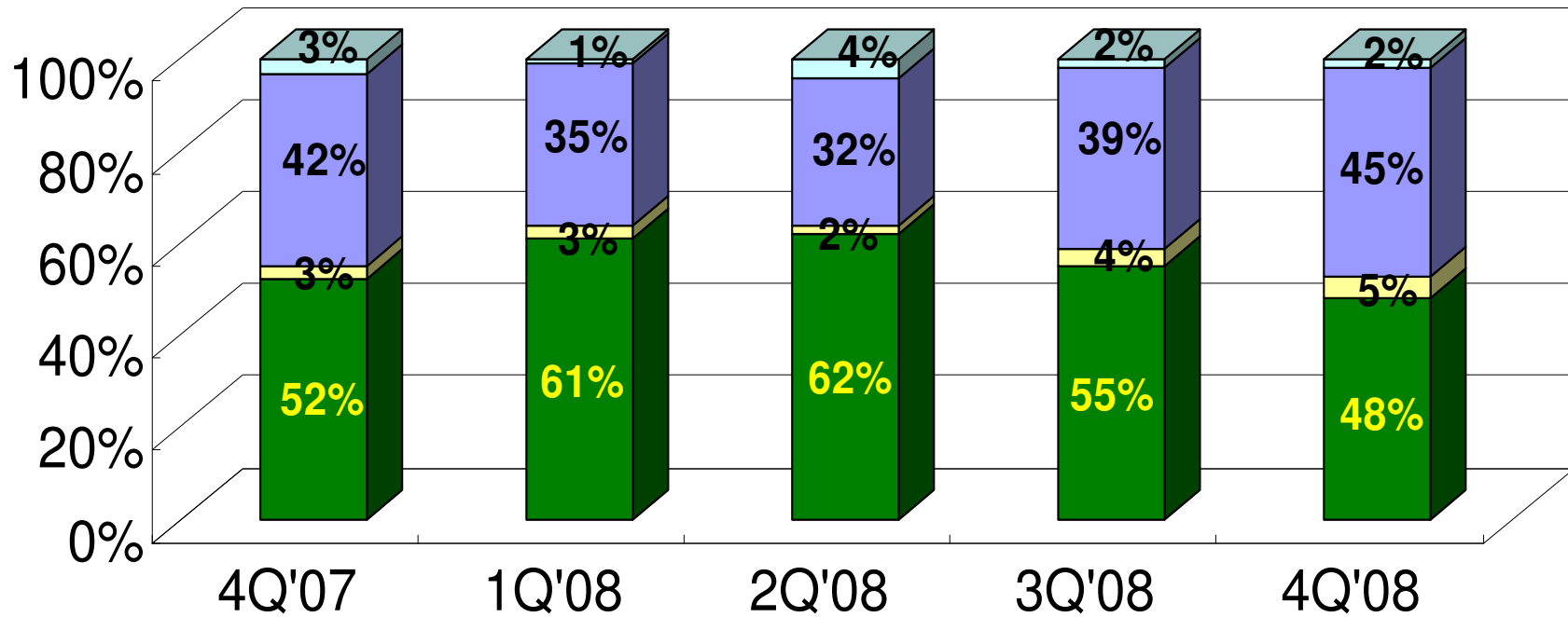
■ Taiwan
 ■ USA
 ■ China
 ■ Japan
 ■ Korea
 ■ Europe



Sales Breakdown by Application-5Q




■ Communication ■ Computer ■ Consumer ■ Others



Recap of 2008 Achievements



- We delivered 9th consecutive year of top line growth.
- Our ROE > 30% for the 2nd consecutive years.
- We announced the fabless ASIC industry's first full service SiP production flow and shipped eleven million units.
- We have started 32nm test-chip development.
- Our GPrime/UMVP-2500 platform was awarded the best product of EDN China Innovation Award 2008.
- Harvard Business School published a case study about GUC.
- We won Deloitte Taiwan 2007 & 2008 Technology Fast 50 Award.
- We were awarded the Technology Fast 500 Asia Pacific 2008 by Deloitte.



Thank you !



<http://www.globalunichip.com>

irinfo@globalunichip.com



Your Best SOC Design Foundry